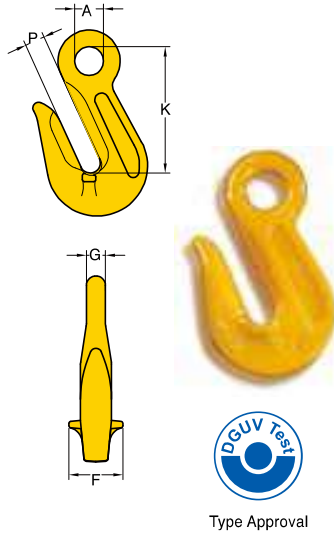


## Eye Grab Hook.

Not for use with Omega Link Item. 8-018  
No reduction of working load limit, thanks to supporting wings which prevent chain link deformation.

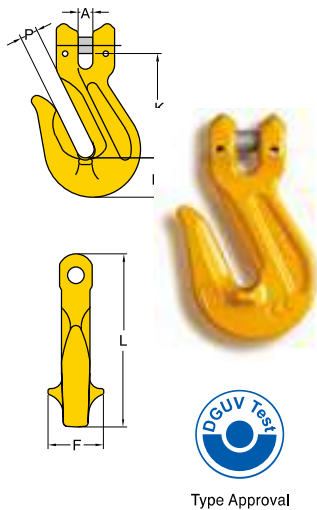


Item No.	Working Load Limit tonnes*	For Grade 80 Chain mm	Dimensions (mm)					N.W. kg
			A	F	G	K	P	
8-041-06	1.12	6	13	26	8	51	8	0.2
8-041-07	2.0	7, 8	15	30	9	62	10	0.3
8-041-10	3.15	10	20	40	13	82	13	0.6
8-041-13	5.3	13	26	52	16	107	16	1.4
8-041-16	8.0	16	30	70	20	132	22	2.3
8-041-20	12.5	18, 20	38	73	24	147	24	3.9
8-041-22	15.0	22	42	86	26	166	26	4.7
8-041-26	21.2	26	50	110	32	207	30	9.9
8-041-32	31.5	32	61	127	41	269	37	21.4

★ Design factor 4:1 proof tested and certified.  
Tested acc. to EN 1677

## Clevis Grab Hook.

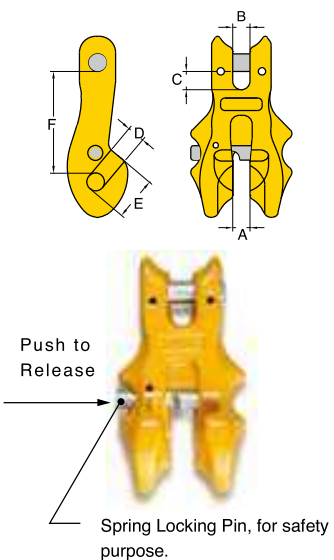
Not for use with Omega Link Item. 8-018  
No reduction of working load limit, thanks to supporting wings which prevent chain link deformation.



Item No.	Working Load Limit tonnes*	For Grade 80 Chain mm	Dimensions (mm)						N.W. kg
			A	F	H	K	L	P	
8-042-06	1.12	6	7	25	17	47	79	8	0.2
8-042-07	2.0	7, 8	9	30	21	54	93	10	0.3
8-042-10	3.15	10	12	41	29	77	128	13	0.8
8-042-13	5.3	13	15	52	37	99	165	16	1.6
8-042-16	8.0	16	18	57	45	114	195	20	2.8
8-042-20	12.5	18, 20	21	73	52	130	222	23	4.8

★ Design factor 4:1 proof tested and certified.  
Tested acc. to EN 1677

## Clevis Clutch - Locking Type.



Item No.	Working Load Limit tonnes*	For Grade 80 Chain mm	Dimensions (mm)						N.W. kg
			A	B	C	D	E	F	
8-061-06	1.12	6	7	7	10	7	18	50	0.3
8-061-07	2.0	7, 8	10	10	10	10	24	56	0.5
8-061-10	3.15	10	12	12	12	12	28	66	0.9
8-061-13	5.3	13	15	15	16	16	39	88	2.2
8-061-16	8.0	16	21	18	18	19	48	103	3.7
8-061-20	12.5	18, 20	23	22	23	23	53	129	5.8

★ Design factor 4:1 proof tested and certified.  
Tested acc. to EN 1677

