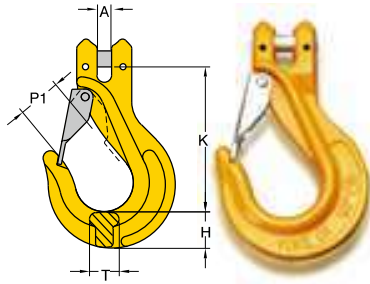


## Clevis Sling Hook.

with Latch



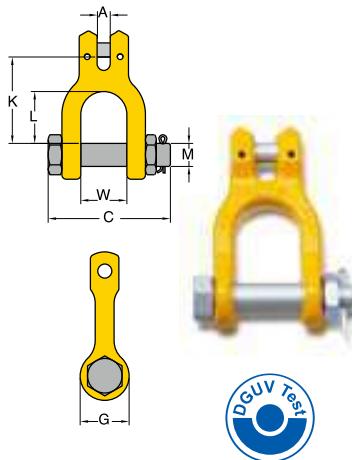
Item No.	Working Load Limit tonnes*	For Grade 80 Chain mm	Dimensions (mm)					N.W. kg
			A	H	K	P1	T	
8-043/S-06	1.12	6	7	18	79	23	15	0.3
8-043/S-07	2.0	7, 8	9	22	98	27	18	0.6
8-043/S-10	3.15	10	12	29	121	34	23	1.2
8-043/S-13	5.3	13	15	37	147	44	30	2.3
8-043/S-16	8.0	16	18	42	166	48	39	3.7
8-043/S-20	12.5	18, 20	21	50	200	56	47	6.5



Type Approval

★ Design factor 4:1 proof tested and certified  
Tested acc. to EN 1677

## Clevis Shackle.



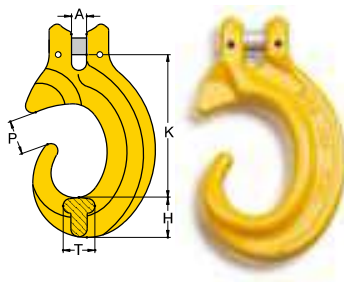
Item No.	Working Load Limit tonnes*	For Grade 80 Chain mm	Dimensions (mm)							N.W. kg
			A	C	G	K	L	M	W	
8-066-07	2.0	7, 8	9	79	34	59	35	16	32	0.4
8-066-10	3.15	10	12	93	40	78	48	20	34	0.8
8-066-13	5.3	13	15	118	44	98	64	22	50	1.4
8-066-16	8.0	16	18	141	55	112	68	28	60	2.4



Type Approval

★ Design factor 4:1 proof tested and certified  
Tested acc. to EN 1677

## Clevis C Hook.



Item No.	Working Load Limit tonnes*	For Grade 80 Chain mm	Dimensions (mm)					N.W. kg
			A	H	K	P	T	
8-097-07	2.0	7, 8	9	22	80	19	18	0.5
8-097-10	3.15	10	12	26	103	26	24	0.9
8-097-13	5.3	13	15	34	135	34	32	2.1
8-097-16	8.0	16	18	45	160	38	37	3.8



Type Approval

★ Design factor 4:1 proof tested and certified  
Tested acc. to EN 1677